



Welcome to

# The Great Indoors...

[www.indoors.ie](http://www.indoors.ie)

Doors that create the personal spaces for Living, Working, Learning, Playing and Resting.



# open the doors to your imagination...

The beauty and finish of **quality doors, sets the tone** for every room in your home.

They are unique, the one piece of furniture that travels through your entire home, room by room. **Doors help create the spaces that generate atmospheres**, from your favourite relaxing place, the buzz of the dining room or to the homely feeling after a long day.

With our commitment to excellence, innovation, and customer satisfaction we are delighted to present you with our new additions to the Indoors range.

Looking for some eye-catching décor? Why not start with the **New Feature Doors** from our **Vista Glazed Collection**, or browse our bestselling **Bolection Georgian Styles**, refined over 50 years to allow seamless integration of traditional and modern homes.

Our **Classic** and **Shaker** ranges emphasise the craftsmanship and the simplicity in your home.

Or delve into our **Primed collection**, empowering you to continually update your doors with the latest colour trends, or paint them white, for that timeless effect.

From glazed doors to let in more light, to solid timber finishes, where the rich texture of the wood alone is the styling you require.

Our Indoors collection has been carefully curated for you over 50 years of Irish consumer research, to balance style, finish and value.

**Welcome to this season's collection of The Great Indoors!**

## Indoors Collection Contents

Vista Glazed Collection	4	Classic Collection	44	Decorative Mouldings	92
Fibrotech Feature	10	Oak Collection	56	Radiator Covers	94
Decorative Panel Collection	14	Ledged & Braced Collection	64	Care For Your Doors	104
Sliding Door Kit Collection	28	Masonite Collection	66	Index	106
Shaker Collection	30	Fire Door Collection	70		
Contemporary Grooved	38	Door Accessories	80		

# VISTA

## FEATURE GLAZED COLLECTION

Indoors is proud to introduce our latest innovation in interior design with the introduction of our **exclusive new Vista Feature Glazed collection**.

Crafted to elevate the aesthetic of hallways, living rooms, and kitchens, these doors boast ultra-slim vertical stiles and horizontal rails, setting **a new standard in modern elegance**.

The new Vista collection is **designed to complement** our Indoors classic and contemporary white primed doors.

The premium primed black finish adds **a touch of sophistication** for those seeking to enhance the overall ambiance of their living spaces.

Indoors' Vista Feature Glazed Doors allow natural light to flow through spaces effortlessly and are **available in clear glass or reeded glass**.





VIEWING PORTLAND CLEAR GLAZED & BEDFORD 4 PANEL PRIMED

# VISTA

## FEATURE GLAZED COLLECTION



**Portland**  
4 Lite Clear Glass  
Premium Primed Black



**Portland**  
4 Lite Reeded Glass  
Premium Primed Black




The Reeded glass is textured on only one side, the opposite side is smooth

- Modern Feature Doors
- Ultra Slim Stiles & Rails
- Premium Primed Black (RAL 9005)
- Clear or Reeded Glass
- T Rebate Moulding Required for Double Doors

Imperial (Metric)	78x24" (1981x610)	78x26" (1981x660)	78x28" (1981x711)	78x30" (1981x762)	80x32" (2032x813)	80x34" (2032x864)
Portland Clear Glass						
Portland Reeded Glass						

**THICKNESS**  
44MM  
44MM





VIEWING PORTLAND REEDED

7 FEATURE GLAZED COLLECTION

# VISTA

## FEATURE GLAZED COLLECTION



**Seattle**  
Panel detail

Modern Feature Doors

Ultra Slim Stiles & Rails

Premium Primed Black (RAL 9005)

3 Panel or Clear Glass

T Rebate Moulding Required for Double Doors



**Primed Chamfered Architrave profile** see page 86

**Seattle**  
3 Lite Clear Glass  
Premium Primed Black

**Seattle**  
3 Panel  
Premium Primed Black

Imperial (Metric)	78x24" (1981x610)	78x26" (1981x660)	78x28" (1981x711)	78x30" (1981x762)	80x32" (2032x813)	80x34" (2032x864)
Seattle Clear Glass						
Seattle 3 Panel						

**THICKNESS**  
44MM  
44MM







VIEWING SEATTLE CLEAR GLASS

# FibroTech Acoustic Panels

for ceiling and walls

**NEW TO  
IRELAND**

New from B&G, FibroTech acoustic panelling. FibroTech acoustic panels creates timeless beauty for both walls and ceilings as well as a sound absorbing surface for improved acoustics in your room.

FibroTech offers an extensive range of colours to choose from, and the panels can be installed horizontally as well as vertically. Our Scandinavian style timber finish panels are made with polyester, MDF and knot free real wood veneers. They are 100% FSC certified. The polyester is made from recycled plastics. We also offer the latest white panel from the Unika range which is foil-wrapped and easy to clean, making it suitable for all areas including bathrooms & kitchens.

Simply scan the QR code to see our “How To” video on the DIY Friendly resources section of our website [www.bghome.ie](http://www.bghome.ie)




## Key Features & Benefits

- Sound absorbing acoustic panels
- Nordic interior design style
- Knot free real wood veneers
- Panel size: 22 x 605 x 2440mm
- Suitable for walls & ceilings
- Easily installed with glue and/or screws
- FSC certified
- Black polyester is made of recycled plastic.


**FIBROTECH**  
BY TREE TOPS




SCAN THE  
QR CODE  
TO TRY THE  
VISUALIZER



## The Complete Collection




Light Oak



Oiled Oak




Grey Oak




Walnut



Smoked Oak



Black Oak



Unika White



this season we are  
primed for colour...

Create your dream interior style with Indoors. Choose a Camden barn door to suit your Farmhouse style interior and let the light flow through your home with a Dover Marina glazed door. There are so many door styles which complement one another. The doors are timeless when painted white, or choose to add colour by painting your doors to match the latest colour trends.



VIEWING CAMDEN & DOVER MARINA GLAZED

# PANEL

## BOLECTION DOORS

If you are looking to add some eye-catching decoration to your home, we think Bolection doors are a great place to start. Originally a Georgian period style from the early 1700's, this door with its raised mouldings has been refined over the years to allow seamless integration with traditional and modern homes.





VIEWING MONROE & VICTORIAN ARCHITRAVE

# PANEL

## MONROE BOLECTION



**Monroe**  
2 Panel Bolection  
Primed



**Monroe**  
Ready to glaze  
Primed



**Monroe**  
Bolection mould detail



**Recommend**  
Ogee style architrave  
and skirting. See page 84



Imperial (Metric)	78x24" (1981x610)	78x26" (1981x660)	78x28" (1981x711)	78x30" (1981x762)	80x32" (2032x813)	80x34" (2032x864)
Monroe 2 Panel Bolection	■	■	■	■	■	■
Monroe Ready to Glaze	■	■	■	■	■	■

**THICKNESS**  
44MM  
44MM





VIEWING MONROE 2 PANEL

# PANEL

## MONROE BOLECTION



**Monroe**  
Clear Glass  
Primed



**Monroe**  
Etched Glass  
Primed



**Monroe**  
Bolection mould detail



**Recommend**  
Ogee style architrave  
and skirting. See page 84



Imperial (Metric)	78x24" (1981x610)	78x26" (1981x660)	78x28" (1981x711)	78x30" (1981x762)	80x32" (2032x813)	80x34" (2032x864)
Monroe Clear Glass						
Monroe Etched Glass						

**THICKNESS**  
44MM  
44MM



VIEWING MONROE CLEAR GLAZED

# PANEL

## BEDFORD BOLECTION

NEW



**Bedford**  
4 Panel Bolection  
Primed

NEW



**Bedford**  
Clear Glass  
Primed



**Bedford**  
Bolection mould detail



**Recommend**  
Victorian Architrave  
and Skirting. See page 83

Imperial (Metric)	78x24" (1981x610)	78x26" (1981x660)	78x28" (1981x711)	78x30" (1981x762)	80x32" (2032x813)	80x34" (2032x864)
Bedford Bolection 4 Panel	[Dimensional bars]					
Bedford Bolection Clear Glass	[Dimensional bars]					

**THICKNESS**  
44MM  
44MM





VIEWING BEDFORD DOOR & VICTORIAN ARCHITRAVE

# PANEL

## FRANKLIN




**Franklin**  
3 Panel  
Primed



**Franklin**  
Clear Glass  
Primed



**Franklin**  
Frosted Glass  
Primed




**Franklin**  
Panel detail



**We recommend**  
Chamfered Architrave  
and Skirting. See page 86

Imperial (Metric)	78x24" (1981x610)	78x26" (1981x660)	78x28" (1981x711)	78x30" (1981x762)	80x32" (2032x813)	80x34" (2032x864)
Franklin 3 Panel						
Franklin Clear Glass						
Franklin Frosted						

**THICKNESS**  
44MM  
44MM  
44MM



# PANEL

## ARDMORE



**Ardmore**  
4 Panel  
Primed



**Claremont**  
Ready to Glaze  
Primed




**Claremont**  
Clear Bevelled Glass  
Primed



**Claremont**  
Cathedral Glass  
Primed

**Shaker**  
**Wall Panelling**  
See page 93



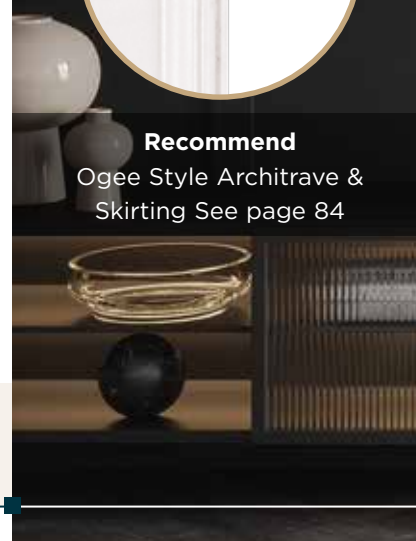
Cathedral glass, decorative & textured, allows light to flow without full transparency



**Recommend**  
Ogee Style Architrave & Skirting See page 84

Imperial (Metric)	78x24" (1981x610)	78x26" (1981x660)	78x28" (1981x711)	78x30" (1981x762)	80x32" (2032x813)	80x34" (2032x864)
Ardmore 4 Panel	█	█	█	█	█	█
Claremont Ready to Glaze	█	█	█	█	█	█
Claremont Clear Bevelled Glass			█	█	█	█
Claremont Cathedral Glass			█	█	█	█

**THICKNESS**  
44MM  
44MM  
44MM  
44MM







VIEWING ARDMORE & GEORGIAN ARCHITRAVE

# PANEL

## BELMONT

NEW



**Belmont**  
3 Panel  
Primed



**Belmont**  
Panel detail



**Recommend**  
Victorian style Architrave  
and Skirting. See page 83



Imperial (Metric)	78x24" (1981x610)	78x26" (1981x660)	78x28" (1981x711)	78x30" (1981x762)	80x32" (2032x813)	80x34" (2032x864)
Belmont						

THICKNESS  
44MM



VIEWING BELMONT

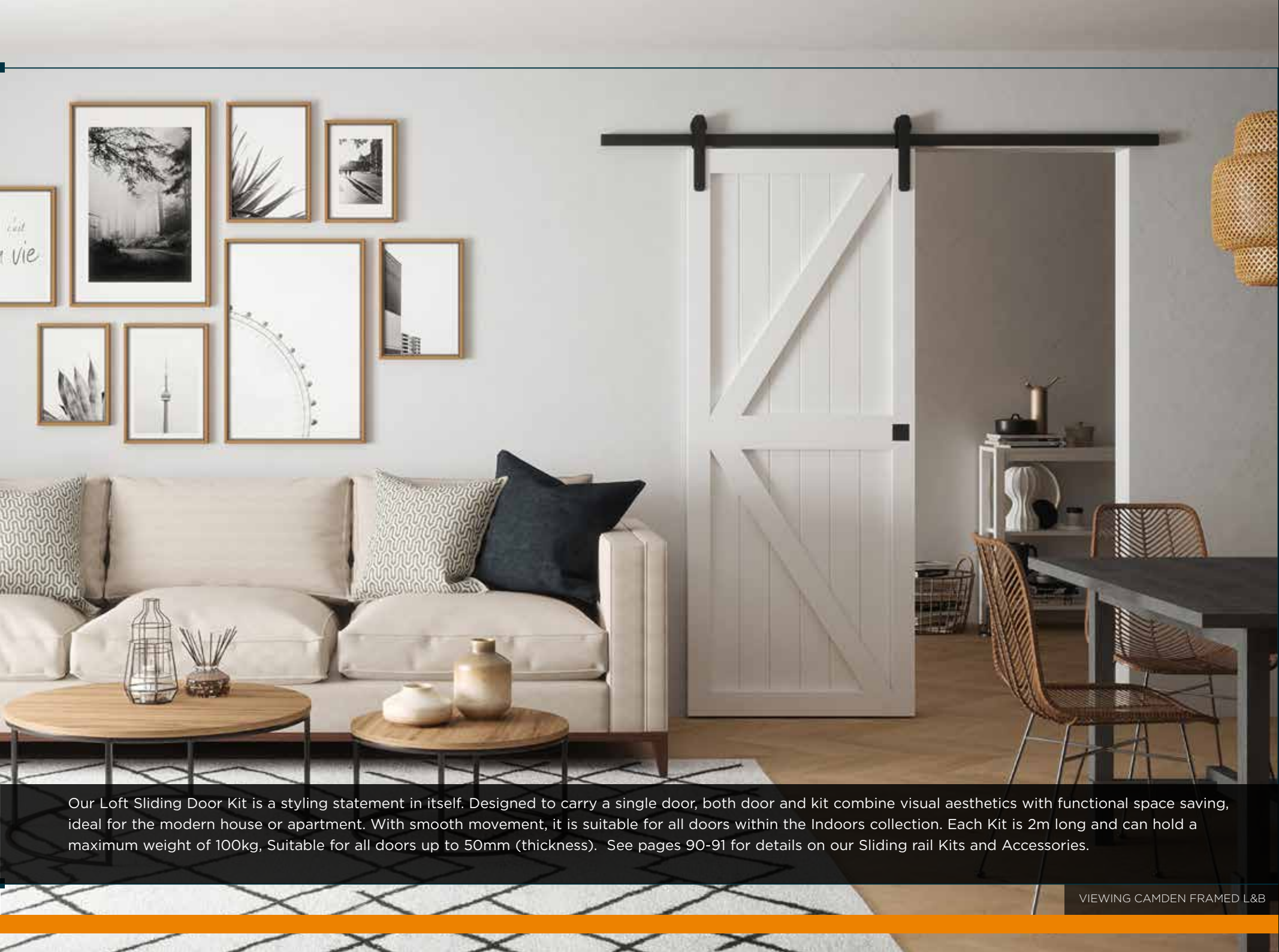
DECORATIVE PANEL COLLECTION

# SLIDE OR HIDE

SLIDING DOOR RAIL KIT



The Indoors Manhattan Aluminium sliding door kit is the latest trend for home owners keen on “space saving”. Our aluminium sliding door kit can be used for both Pocket Doors (hidden from view, where doors slide into the wall) and wall mounted sliding door systems (the kit is visibly mounted above the door opening). Its unique wheel and track system ensures the highest quality movement on the market. It comes with an optional soft close feature. For double door specifications, two kits will be required. Each Kit is 2m long and can hold a maximum weight of 100kg, Suitable for all doors between 18-44mm (thickness).



Our Loft Sliding Door Kit is a styling statement in itself. Designed to carry a single door, both door and kit combine visual aesthetics with functional space saving, ideal for the modern house or apartment. With smooth movement, it is suitable for all doors within the Indoors collection. Each Kit is 2m long and can hold a maximum weight of 100kg, Suitable for all doors up to 50mm (thickness). See pages 90-91 for details on our Sliding rail Kits and Accessories.

VIEWING CAMDEN FRAMED L&B

# SHAKER



Shaker style doors emphasise craftsmanship and simplicity making them a timeless choice for your home. Shaker style doors boast flat recessed panels to provide depth with dimension and offer a streamlined, modern, functional look that complements almost all decor trends.

Shaker style endures, suiting classic ,contemporary and modern home styling. Its timeless quality is a favourite for all refurbishments and new developments alike.



VIEWING BOSTON CLEAR GLASS

# SHAKER

## BOSTON

ALSO AVAILABLE  
**FD 30**  
FIRESHIELD  
FIREDOORS



**Boston Shaker**  
Solid  
Primed



**Boston Shaker**  
Clear Glass  
Primed





**Boston Shaker**  
Frosted  
Primed



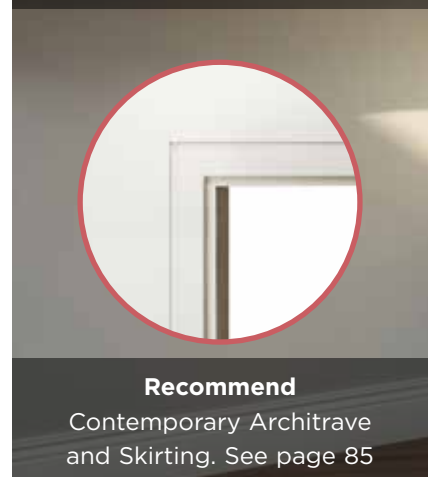
**Boston Shaker**  
Crystal Cut Glass  
Primed

Imperial (Metric)	78x24" (1981x610)	78x26" (1981x660)	78x28" (1981x711)	78x30" (1981x762)	80x32" (2032x813)	80x34" (2032x864)
Boston Solid	█	█	█	█	█	█
Boston Clear Glass	█	█	█	█	█	█
Boston Frosted Glass	█	█	█	█	█	█
Boston Crystal Cut Glass	█	█	█	█	█	█


**THICKNESS**  
44MM  
44MM  
44MM  
44MM



**Boston Shaker**  
Panel detail



**Recommend**  
Contemporary Architrave  
and Skirting. See page 85







VIEWING BOSTON CRYSTAL CUT GLAZED





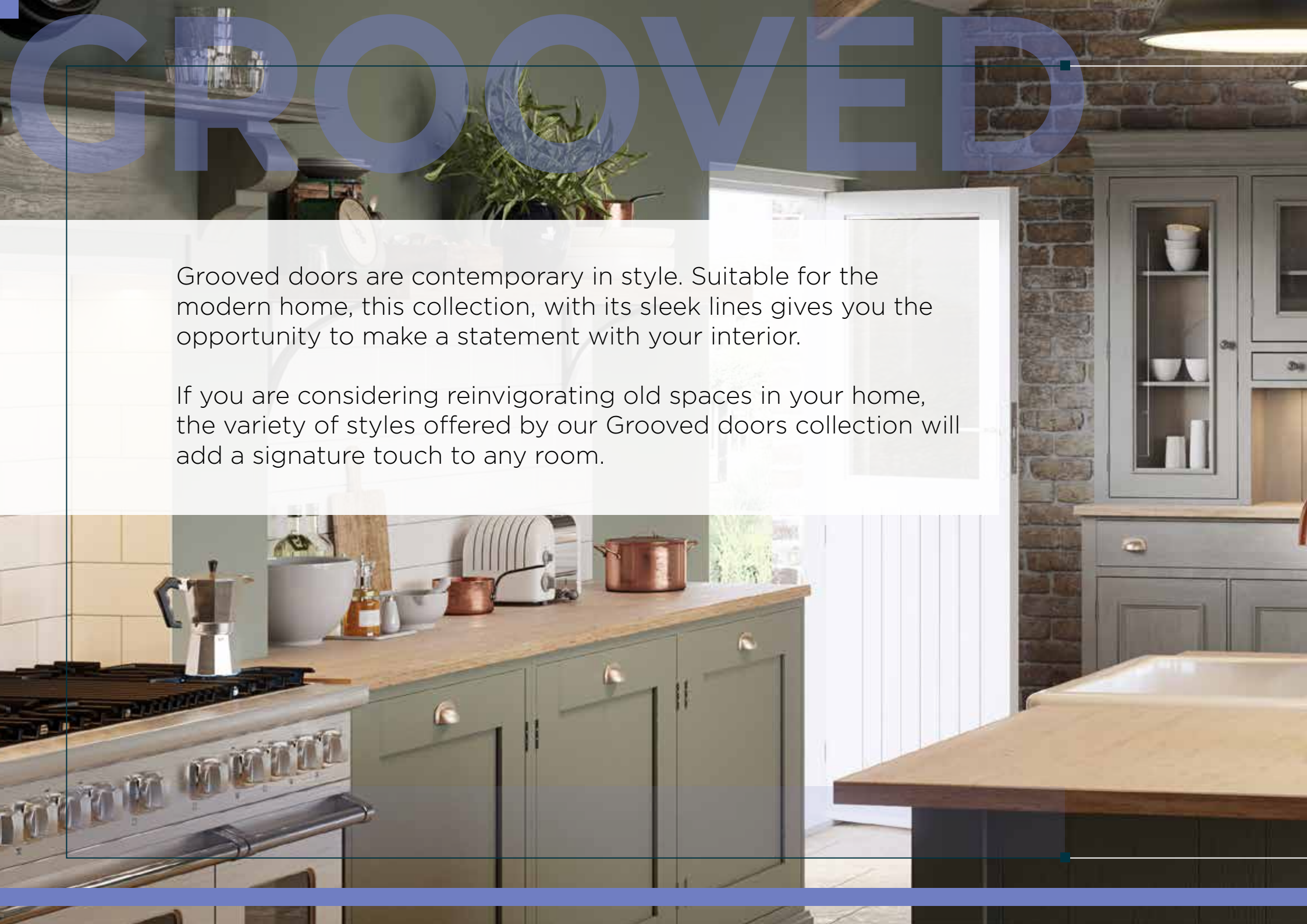
VIEWING KENMORE OPAQUE






VIEWING KIRKLAND DOOR & CHAMFERED ARCHITRAVE

# GROOVED



Grooved doors are contemporary in style. Suitable for the modern home, this collection, with its sleek lines gives you the opportunity to make a statement with your interior.

If you are considering reinvigorating old spaces in your home, the variety of styles offered by our Grooved doors collection will add a signature touch to any room.




VIEWING SAVANNAH

CONTEMPORARY GROOVED COLLECTION


# GROOVED

## SAVANNAH

## ATLANTA



**Savannah**  
Panel detail



**Atlanta**  
Panel detail

**Savannah**  
5 Panel vertical textured FD30  
Primed

**Atlanta**  
1 panel FD30  
Primed

Imperial (Metric)	78x24" (1981x610)	78x26" (1981x660)	78x28" (1981x711)	78x30" (1981x762)	80x32" (2032x813)	80x34" (2032x864)
Atlanta						
Savannah						

**THICKNESS**  
44MM  
44MM









# GROOVED

## ALTON

## BROOKLINE



**Brookline**  
Panel detail



**Alton**  
Panel detail



**Alton**  
Ladder design FD30  
Primed

**Brookline**  
4 Line Horizontal FD30  
Primed

Imperial (Metric)	78x24" (1981x610)	78x26" (1981x660)	78x28" (1981x711)	78x30" (1981x762)	80x32" (2032x813)	80x34" (2032x864)
Alton						
Brookline 4 Line FD30						

THICKNESS
44MM
44MM
44MM





VIEWING BROOKLINE WITH LOFT SLIDING RAIL

# CLASSIC



We are excited to bring you new glazed styles from our classic collection. Maximising the potential of natural light within the home through the use of glass is a fundamental idea within the interior design world.

Opting for one of our Classic Glazed doors with their beautiful detailing adds character to the essence of a room and creates areas that feel more spacious and less enclosed. Ideal for any style of home, these doors will really stand the test of time.



VIEWING DOVER MARINA

# CLASSIC

## DOVER



**Dover**  
2 Panel  
Primed




**Dover**  
Clear Glass  
Primed

Imperial (Metric)	78x24" (1981x610)	78x26" (1981x660)	78x28" (1981x711)	78x30" (1981x762)	80x32" (2032x813)	80x34" (2032x864)
Dover 2 Panel	✓	✓	✓	✓	✓	✓
Dover Clear Glass				✓	✓	✓

**THICKNESS**  
44MM  
44MM





VIEWING DOVER 2 PANEL

# CLASSIC

DOVER



**Dover Marina**  
6 Lite Clear Glass  
Primed

**Dover Templar**  
9 Lite Clear Glass  
Primed

Imperial (Metric)	78x24" (1981x610)	78x26" (1981x660)	78x28" (1981x711)	78x30" (1981x762)	80x32" (2032x813)	80x34" (2032x864)
Dover 6 Lite Clear Glass	_____					
Dover 9 Lite Clear Glass	_____					

**THICKNESS**  
44MM  
44MM







Introducing the Dover. This range features a selection of  $\frac{3}{4}$  glazed options, allowing abundant light in, while still providing essential privacy between rooms.

VIEWING DOVER TEMPLAR

# CLASSIC

## KILLESHANDRA



**Killeshandra**  
2 Panel Smooth  
Primed

Imperial (Metric)	78x24" (1981x610)	78x26" (1981x660)	78x28" (1981x711)	78x30" (1981x762)	80x32" (2032x813)	80x34" (2032x864)
Killeshandra						

THICKNESS  
44MM





All of our white doors are primed and ready to be painted in any colour you choose

VIEWING KILLESHANDRA 2 PANEL

# CLASSIC

## GIBSON



**Gibson**  
Clear Bevelled Glass  
Primed



**Recommend**  
Victorian style Architrave  
and Skirting. See page 83

Imperial (Metric)	78x24" (1981x610)	78x26" (1981x660)	78x28" (1981x711)	78x30" (1981x762)	80x32" (2032x813)	80x34" (2032x864)	THICKNESS 44MM
Gibson							





VIEWING GIBSON

CLASSIC COLLECTION

# CLASSIC

HUDSON  
GATSBY

SHANNON

CARRICK



**Hudson Gatsby**  
Leaded Style Glass  
Primed

**Shannon**  
4 Panel Solid FD30  
Primed

**Carrick**  
6 panel FD30  
Primed



Imperial (Metric)	78x24" (1981x610)	78x26" (1981x660)	78x28" (1981x711)	78x30" (1981x762)	80x32" (2032x813)	80x34" (2032x864)
Hudson Gatsby						
Shannon						
Carrick						

**THICKNESS**  
44MM  
44MM  
44MM



VIEWING CARRICK

# OAK

Our White Oak Collection is ideal for either contemporary or traditional interiors. Choose from solid and pre-glazed (toughened) options.

Have a look at the full range of matching Frames, Skirting and Architraves, on pages 80-90.






- Made with premium grade white oak real wood veneers.
- Pre-finished with three coats of hard wearing polyurethane lacquer for a durable, superb, smooth finish.
- All Oak Doors 44mm thick.

VIEWING LAWRENCE 4 PANEL AND ADDISION CLEAR BEVELLED GLASS





It is rare for a style to combine contemporary elegance and remain classic, The Shaker is one such exception. Its appeal can be seen in homes across all continents, the range offers light and solid styles to suit every home.

VIEWING RUSHMORE LAMSAFE

# OAK

## HARTFORD



**Hartford**  
6 Panel  
Pre-Finished

## LAWRENCE



**Lawrence**  
4 Panel  
Pre-Finished

## ADDISON



**Addison**  
Ready to Glaze  
Pre-Finished

Imperial (Metric)	78x24" (1981x610)	78x26" (1981x660)	78x28" (1981x711)	78x30" (1981x762)	80x32" (2032x813)	80x34" (2032x864)
Hartford	█	█	█	█	█	█
Lawrence	█	█	█	█	█	█
Addison Ready to Glaze	█	█	█	█	█	█

THICKNESS
44MM
44MM
44MM





VIEWING LAWRENCE 4 PANEL

OAK COLLECTION

# OAK

## ADDISON



**Addison Glazed**  
Clear Bevelled Glazed  
Pre-Finished



**Addison Austen**  
Clear Glass  
Pre-Finished

Imperial (Metric)	78x24" (1981x610)	78x26" (1981x660)	78x28" (1981x711)	78x30" (1981x762)	80x32" (2032x813)	80x34" (2032x864)
Addison Glazed	_____			=====	=====	_____
Addison Austen	_____			=====	=====	_____

**THICKNESS**  
44MM  
44MM





VIEWING ADDISON CLEAR BEVELLED GLASS

# LEDGED & BRACED



**Camden**  
Framed Ledged & Braced



**Camden**  
Framed Ledged & Braced  
Reverse Detail



**Ledged & Braced**



**Reverse Detail**

Imperial (Metric)	78x24" (1981x610)	78x26" (1981x660)	78x28" (1981x711)	78x30" (1981x762)	80x32" (2032x813)	80x34" (2032x864)
Camden						
Ledged & Braced						

**THICKNESS**  
44MM  
44MM







VIEWING CAMDEN DOOR & LOFT SLIDING RAIL

# MASONITE HOLLOW CORE

ATLANTA



**Atlanta**  
1 panel  
Primed

SHANNON



**Shannon**  
4 Panel  
Primed

SHANNON GLAZED



**Shannon**  
Clear Glazed  
Primed



Imperial (Metric)	78x24" (1981x610)	78x26" (1981x660)	78x28" (1981x711)	78x30" (1981x762)	80x32" (2032x813)	80x34" (2032x864)
Atlanta	█	█	█	█	█	█
Shannon	█	█	█	█	█	█
Shannon Glazed	█	█	█	█	█	█

THICKNESS
44MM
44MM
44MM



Introducing our stunning range of moulded doors which combine style and affordability. Masonite door facings are 100% Irish manufactured. Smooth & textured white base coated faces, suitable for paint finishing.



VIEWING ATLANTA

# MASONITE HOLLOW CORE

CARRICK

KILLESHANDRA

LEITRIM



**Carrick**  
6 Panel Smooth  
Primed



**Killeshandra**  
2 Panel Smooth  
Primed




**Leitrim**  
6 Panel Textured  
Primed



Imperial (Metric)	78x24" (1981x610)	78x26" (1981x660)	78x28" (1981x711)	78x30" (1981x762)	80x32" (2032x813)	80x34" (2032x864)
Carrick	█	█	█	█	█	█
Killeshandra	█	█	█	█	█	█
Leitrim	█	█	█	█	█	█

THICKNESS
44MM
44MM
44MM



Introducing our stunning range of moulded doors which combine style and affordability. Masonite door facings are 100% Irish manufactured. Smooth & textured white base coated faces, suitable for paint finishing.

VIEWING KILLESHANDRA

# FIREDOORS

A modern hallway with a white fire door, yellow and grey planters, and track lighting. The hallway has a dark blue wall and a wooden floor. The fire door is white with a simple panel design. The planters are yellow and grey, containing green plants. The lighting is modern track lighting with cylindrical fixtures.

Your door can be your greatest friend in times of emergency. Our Fire Door collection is designed and tested to keep you safe when the situation demands it. Solid, easy to maintain and well styled we recommend making this an essential part of your door selection. All our fire doors are independently tested and certified with audits regularly carried out at place of manufacture that cover design, performance and quality assurance. Always refer to relevant fire door certificates for full instructions on installation and compliance.

Our premium moulded fire door range is an exquisite collection of finely detailed moulded panel doors in both classic and contemporary styles. The smooth finish gives a sleek modern look and feel.



14

VIEWING ALTON

FIRE DOOR COLLECTION

# FIREDOORS

SAVANNAH

BROOKLINE

ALTON

ATLANTA

BOSTON

**FD 30**  
FRESHIELD  
FIREDOORS



**FD 30**  
FRESHIELD  
FIREDOORS



**FD 30**  
FRESHIELD  
FIREDOORS



**FD 30**  
FRESHIELD  
FIREDOORS



**FD 30**  
FRESHIELD  
FIREDOORS



**Savannah**

5 panel vertical textured  
Primed  
FD30

**Brookline**

4 Line Horizontal Smooth  
Primed  
FD30

**Alton**

Ladder Design Smooth  
Primed  
FD30

**Atlanta**

1 Panel Smooth  
Primed  
FD30

**Boston Shaker**


Solid  
Primed  
FD30

Imperial (Metric)	78x24" (1981x610)	78x26" (1981x660)	78x28" (1981x711)	78x30" (1981x762)	80x32" (2032x813)	80x34" (2032x864)
Savannah FD30	█	█	█	█	█	█
Brookline FD30	█	█	█	█	█	█
Alton FD30	█	█	█	█	█	█
Atlanta FD30	█	█	█	█	█	█
Boston Shaker FD30	█	█	█	█	█	█

THICKNESS
44MM
44MM
44MM
44MM







MOBILITY  
PART M



FIREDOORS  
PART B



FD 60  
FIRESHIELD  
FIREDOORS



FD 30  
FIRESHIELD  
FIREDOORS



10  
YEAR  
GUARANTEE



PEFC  
16-37-346



FSC  
www.fsc.org  
FSC® C01623  
The mark of  
responsible forestry

VIEWING ALTON

FIRE DOOR COLLECTION

# FIREDOORS

## KILLESHANDA CARRICK

## SHANNON

## LEITRIM

**FD 30**  
FIRESHIELD  
FIREDOORS



**FD 30**  
FIRESHIELD  
FIREDOORS



**FD 30**  
FIRESHIELD  
FIREDOORS



**FD 30**  
FIRESHIELD  
FIREDOORS



**Killeshandra**  
2 Panel Smooth  
Primed  
FD30

**Carrick**  
6 Panel Smooth  
Primed  
FD30

**Shannon**  
4 Panel Smooth  
Primed  
FD30

**Leitrim**  
6 Panel Textured  
Primed  
FD30

Imperial (Metric)	78x24" (1981x610)	78x26" (1981x660)	78x28" (1981x711)	78x30" (1981x762)	80x32" (2032x813)	80x34" (2032x864)
Killeshandra FD30	█	█	█	█	█	█
Carrick FD30	█	█	█	█	█	█
Shannon FD30	█	█	█	█	█	█
Leitrim FD30	█	█	█	█	█	█

THICKNESS
44MM
44MM
44MM
44MM





MOBILITY



FIREDOORS



The mark of responsible forestry

VIEWING KILLESHANDRA

# FIREDOORS

## BLANKS

## POPULAR

## POPULAR 7G

## POPULAR 18G

**FD 30**  
FIRESHIELD  
FIREDOORS



**FD 30**  
FIRESHIELD  
FIREDOORS



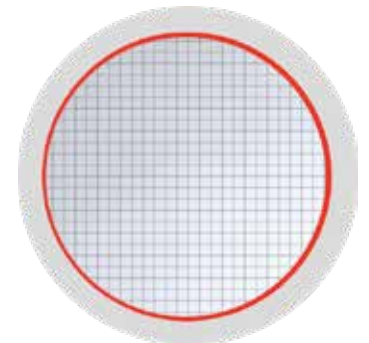
**FD 30**  
FIRESHIELD  
FIREDOORS



**FD 30**  
FIRESHIELD  
FIREDOORS



Popular paint grade doors have hardwood lippings on two vertical edges



\*Glazed FIRESHIELD doors are supplied with clear Georgian wired fire rated glass.

### Fire Blanks

FD30 sizes: 7ftx3ft or 8ftx4ft  
FD60 sizes: 7ftx3ft

### Popular Fire Door

Paint Grade  
FD30

### Popular Glazed Fire Door

Design: 7G  
FD30

### Popular Glazed Fire Door

Design: 18G  
FD30

Imperial (Metric)	78x24" (1981x610)	78x26" (1981x660)	78x28" (1981x711)	78x30" (1981x762)	80x32" (2032x813)	80x34" (2032x864)	2040x926	THICKNESS
Popular Fire Door	█	█	█	█	█	█	█	44MM
Popular Glazed Fire Door 7G	█	█	█	█	█	█	█	44MM
Popular Glazed Fire Door 18G	█	█	█	█	█	█	█	44MM
Paint Grade plus Fire Door	█	█	█	█	█	█	█	44MM
Paint Grade Plus Glazed	█	█	█	█	█	█	█	44MM
Paint Grade Plus Hollow Core	█	█	█	█	█	█	█	44MM



# PAINTGRADE PLUS

# PAINTGRADE PLUS 18G

ALSO AVAILABLE  
**FD 30**  
 FRESHIELD FIREDOORS  
 OR  
 HOLLOWCORE



**FD 30**  
 FRESHIELD FIREDOORS



## Paint Grade Plus

Primed  
 FD30

## Paint Grade Plus

Design 18G  
 Primed  
 FD30



- No on site preparation required
- Pre-primed ready to paint
- No sanding or filling required to the face or edge
- Only the edge is required to be primed prior to painting
- Has a smooth face so easy to paint
- Quick installation due to less preparation
- Reduced decoration times



VIEWING PAINT GRADE PLUS

# FIRE DOORS

## FLUSH OAK

**FD 30**  
FIRE DOORS  
FIRE DOORS



**Flush Oak**  
Pre-Finished

**FD 30**  
FIRE DOORS  
FIRE DOORS



**Flush Oak**  
Glazed Design 18G  
Pre-Finished

### Fire Frames, FD30, FD60 & Intumescent Fire Seals



FD30 Primed Frame  
(108mm, 133mm)



Fire Only - Brown



FD30 Primed  
With Fireseal



Fire Only - White



FD60 Primed  
Hardwood Frame  
(90mm x 44mm x 2.1m)



Fire & Smoke - Brown



FD60 Frame  
With Fireseal



Fire & Smoke White

Imperial (Metric)	78x24" (1981x610)	78x26" (1981x660)	78x28" (1981x711)	78x30" (1981x762)	80x32" (2032x813)	80x34" (2032x864)
Flush Oak FD30						
Flush Oak FD60						
Flush Oak Glazed 18G						

**THICKNESS**  
44MM  
44MM  
44MM



VIEWING FLUSH OAK & FLUSH OAK 18G GLAZED

# DOOR ACCESSORIES







**Shaker**  
**Wall Panelling**  
See page 93

THE WHITE  
WINE GUIDE



VIEWING ARDMORE 4 PANEL

# STYLE

## GEORGIAN & EDWARDIAN



Architrave Profile

Plinth Block Profile



Georgian Corner

### PRIMED GEORGIAN ARCHITRAVE & PLINTH BLOCK

CODE  
PRMARGN

DESCRIPTION  
Primed Georgian Arch  
89x19x2.25 (5pcs) with plinths

### PRIMED GEORGIAN CORNER BLOCKS

CODE  
PRMBLK106

DESCRIPTION  
Primed Georgian Corner Blocks  
30x106mm (4 pcs)

### PRIMED EDWARDIAN SKIRTING

CODE  
PRMSKTD

DESCRIPTION  
Primed Edwardian Skirting  
25x169x3.6(5pcs)



# VICTORIAN & EDWARDIAN



Architrave Profile



Skirting Profile

## PRIMED VICTORIAN ARCHITRAVE

CODE	DESCRIPTION
PRMARCVN	Primed Victorian Architrave 31x120x2.4 (5 Pcs)

## PRIMED EDWARDIAN SKIRTING

CODE	DESCRIPTION
PRMSKTED	Primed Edwardian Skirting 25x169x3.6(5pcs)




VIEWING MONROE 2 PANEL & VICTORIAN ARCHITRAVE

# STYLE

## PRIMED OGEE STYLE



Architrave Profile



Skirting Profile

### PRIMED OGEE ARCHITRAVE

CODE	DESCRIPTION
PRMARCH	4" Primed Ogee Architrave

### PRIMED OGEE SKIRTING

CODE	DESCRIPTION
PRMSKTG	6" Primed Ogee Skirting




Made from engineered solid wood, our versatile Primed Ogee style Architrave & Skirting complements any door style or finish. Choose your own colour scheme and create a unique identity for your home.

# PRIMED CONTEMPORARY STYLE



Architrave  
Profile



Skirting  
Profile

## PRIMED CONTEMPORARY ARCHITRAVE

CODE	DESCRIPTION
PRMARCON	4" Primed Contemporary Architrave

## PRIMED CONTEMPORARY SKIRTING

CODE	DESCRIPTION
PRMSKTCON	6" Primed Contemporary Skirting



Made from engineered solid wood. Our Contemporary style Primed Architrave & Skirting combines contemporary design with classic styling. The ideal finish to complement shaker doors.

VIEWING BOSTON & CONTEMPORARY ARCHITRAVE

# STYLE

## PRIMED CHAMFERED STYLE



Architrave Profile



Skirting Profile

### PRIMED CHAMFERED ARCHITRAVE

CODE	DESCRIPTION
PRMARCHF	4" Primed Chamfered Architrave

### PRIMED CHAMFERED SKIRTING

CODE	DESCRIPTION
PRMSKTCHF	6" Primed Chamfered Skirting



Made from engineered solid wood. The versatility of a primed white finish combined with the latest trend in Chamfered profiles makes this Architrave & Skirting a popular choice. Ideal for contemporary projects.

# PRE-FINISHED OAK CHAMFERED STYLE



Architrave  
Profile



Skirting  
Profile



## PRE-FINISHED OAK CHAMFERED ARCHITRAVE

CODE	DESCRIPTION
OAKARCHF	4" Oak Chamfered Architrave

## PRE-FINISHED OAK CHAMFERED SKIRTING

CODE	DESCRIPTION
OAKSKTCHF	6" Oak Chamfered Skirting



The Chamfered profile is the latest trend in Architrave & Skirting. Ideal for contemporary projects, it adds a unique style to any home.

# STYLE

## PRE-FINISHED OAK OGEE STYLE



Architrave  
Profile



Skirting  
Profile



### PRE-FINISHED OAK OGEE ARCHITRAVE

CODE	DESCRIPTION
OAKARCH	4" Oak Ogee Architrave
OAKARCH3	3" Oak Ogee Architrave

### PRE-FINISHED OAK OGEE SKIRTING

CODE	DESCRIPTION
OAKSKTG	6" Oak Ogee Skirting
OAKSKTG5	5" Oak Ogee Skirting



Our Ogee style Architrave & Skirting is ideal for adding classic and authentic elegance to your home.





# PRE-FINISHED OAK CONTEMPORARY STYLE



Architrave  
Profile



Skirting  
Profile



## PRE-FINISHED OAK CONTEMPORARY ARCHITRAVE

CODE  
OAKARCON

DESCRIPTION  
4" Oak Contemporary  
Architrave

## PRE-FINISHED OAK CONTEMPORARY SKIRTING

CODE  
OAKSKCON

DESCRIPTION  
6" Oak Contemporary  
Skirting



Our contemporary style Architrave & Skirting combines contemporary design with classic styling. The ideal finishing touch to complement our shaker doors.



VIEWING RUSHMORE & CONTEMPORARY ARCHITRAVE

# ACCESSORIES

## DOOR ACCESSORIES



**Oak Frame**  
(108mm,133mm,150mm)



**Oak Pre-Finished Plant on Door Stop**  
44x12x2.2m



**Oak Pre-Finished Plant on Door Slip**  
94x12x2.2m

**Saddle Boards**  
1m & 1.8m



Oak



White Deal



**Primed White Frame**  
(108mm,133mm,150mm)



### HOCKEY STICK

Further enhance your Architrave with the addition of our elegant hockey stick, creating a classic heritage look.



### T-REBATE STRIP

Our T-Rebate door slip is a convenient and stylish solution for double door installation.



#### DOOR FRAMES

CODE	DESCRIPTION
OAKFRAM108	108mm Oak Door Frame
OAKFRAM	133mm Oak Door Frame
OAKFRAM150	150mm Oak Door Frame
PRMFRAM108	108mm Primed Door Frame
PRMFRAM133	133mm Primed Door Frame
PRMFRAM150	150mm Primed Door Frame

#### SADDLE BOARD, STOPS & SLIPS

CODE	DESCRIPTION
KDS001P	1M Oak Saddle Board
KDS018P	1.8M Oak Saddle Board
SBWD36	1M White Deal Saddle Board
SBWD18	1.8M White Deal Saddle Board
OAKSTOP	Oak Plant On Door Stop
OAKSLIP	Oak Plant On Door Slip

#### T-REBATES & HOCKEY

CODE	DESCRIPTION
OAKHOCK	Oak Hockey Stick
PRMHOCK	Primed Hockey Stick
44OAKTR	Oak T-Rebate Moulding
44PRMTR	White T-Rebate Moulding
44BLKTR	Black T-Rebate Moulding

#### SLIDING DOOR KITS

CODE	DESCRIPTION
K1557702	Manhattan Aluminum Sliding Door Kit
K1557704	2m Sliding Door Rail Aluminium Cover
K1557706	Sliding Door Rail Soft Close Mechanism
K1557705	2m 100kg Loft Black Sliding Door Rail Kit
K1557708	Loft Sliding Door Rail Soft Close
K1557713	Double Door Joining Bracket for Loft Rails

# SLIDE OR HIDE



CAN BE FITTED AS A POCKET DOOR SLIDING SYSTEM OR AS A WALL MOUNTED SLIDING SYSTEM



Joining Bracket




























Soft Close Mechanism



Soft Close Mechanism

# DECORATIVE MOULDINGS

Our collections of Decorative and Architectural Mouldings are of the highest quality and can add a design feature or totally transform the look or character of a whole room.

	CODE	PRODUCT	SIZE (MM)	PACK QTY	
	DEC2003	LIGHT HARDWOOD BOG	7 X 16 X 2.4M	20	
	DEC6003	PINE BOG	8 X 21 X 2.4M	24	
	DEC6013	PINE DADO RAIL	45 X 20 X 2.4M	10	
	DEC6039	PINE DADO RAIL	70 X 19 X 2.4M	6	
	COV6001	PINE PICTURE RAIL	43 X 18 X 2.4M	10	
	COV6010	PINE OVOLO	34 X 8 X 2.4M	20	
	WDW6001	PINE HOCKEY STICK	20 X 8 X 2.4M	16	
	DEC6019	PINE GLASSBEAD	8 X 11 X 2.4M	20	
	DEC6039	PINE BARREL	34 X 12 X 2.4M	24	
	DEC6016	PINE DECORATIVE PANEL	8 X 21 X 2.4M	24	
	DEC6011	DECORATIVE PINE PANEL	15 X 45 X 2.4M	16	
	COV6001	HOCKEY STICK PRIMED	30 X 18 X 2.25MM	10	
	COV6010	HOCKEY STICK OAK	30 X 20 X 2.25MM	10	
	WDW6001	T-REBATE PRIMED	SUITABLE FOR 44MM DOOR	5	
	WDW6001	T-REBATE OAK	SUITABLE FOR 44MM DOOR	5	
	DEC6019	PINE DECORATIVE PANEL	8 X 20 X 2.4M	24	
	DEC6018	PINE DECORATIVE PANEL	8 X 20 X 2.4M	24	
	DEC6023	PINE DECORATIVE PANEL	11 X 28 X 2.4M	10	
	DEC6024	PINE DECORATIVE PANEL	7 X 45 X 2.4M	20	
	DEC6016	PINE DECORATIVE PANEL	7 X 56 X 2.4M	20	
	DEC6036	PINE REED	7 X 45 X 2.4M	20	
	DEC6031	PINE DECORATIVE COVER	6 X 34 X 2.4M	16	
	DEC6035	PINE DECORATIVE COVER	6 X 34 X 2.4M	16	
	DEC6011	PINE DOUBLE ASTRAGAL	7 X 35 X 2.4M	10	
	DEC6011	PINE DOUBLE ASTRAGAL	20 X 44 X 2.4M	10	



# Shaker Wall Panelling

Create a custom feature wall to complement your unique style using our Shaker Wall Panelling.

- Premium Quality MDF
- Simply cut to size
- Fits directly on to the wall
- Easy to fit with glue or nails
- Primed finish, ready to paint

Pack contains 10 lengths of 2.4m  
100mm x 9mm x 2400mm

Product Code: PRMSH100



# HOTSTUFF!

## RADIATOR COVERS

**The radiator cover collection from Tema aims to bring style and elegance to your home. Our radiator covers are effortless both in aesthetic and build, you can upgrade the look of your home by turning your radiator into a perfect piece of furniture for your living space that can be assembled in minutes!**

What Tema radiator covers promise to deliver:

- Our radiators covers are designed to allow heat to flow freely
- Protect infants from dangerous hot surfaces
- Conceal unsightly radiators and provide a new piece of furniture for your home
- Can be used as a stand alone piece of decorative furniture where no radiator is present.
- Assemble within minutes and without professional help

**To view the full collection, please visit us at [www.bghome.ie](http://www.bghome.ie)**






VIEWING RHODE ISLAND


# HOTSTUFF!

## GEORGIAN



- Luxurious Georgian style.
- Satin White.
- Oregon grille removes for easy access to radiator valves.
- Available in 3 popular sizes.
- Easy click assembly with wall fixings.

## GEORGIAN TWO TONE



- Prefinished white and oak veneer.
- Assembles in minutes.
- Easy 'keyslot fittings.
- Includes grille

All Sizes in mm		Small	Medium	Large	Choosing Your Radiator Cover
Width	External Cabinet Size	1017	1198	1710	
	Maximum Radiator Size	910	1100	1600	
Height	External Cabinet Size	800	900	900	<b>Step 2</b> Choose your radiator cover design
	Maximum Radiator Size	750	855	855	
Depth	External Cabinet Size	180	200	200	<b>Step 3</b> Choose the appropriate radiator cover size
	Maximum Radiator Size	100	120	120	





# HOTSTUFF!

## CLASSIC ADJUSTABLE



- Pre-finished White.
- Adjustable width for perfect fit.
- Assembles in minutes.
- Easy 'keyslot fittings.
- Includes grille.

## TWO TONE ADJUSTABLE



- Adjustable width for perfect fit.
- Complete with best selling Oregon screen.
- Pre-finished White & Oak Veneer.
- Available in medium and large.
- Easy click assembly with wall fixings.

All Sizes in mm			Medium	Large	Choosing Your Radiator Cover
Width	External Cabinet Size	Min Max	975 1425	1430 2000	
	Maximum Radiator Size	Min Max	900 1350	1355 1925	<b>Step 2</b> Choose your radiator cover design
Height	External Cabinet Size	Maximum Radiator Size	918 870	918 870	<b>Step 3</b> Choose the appropriate radiator cover size
	External Cabinet Size	Maximum Radiator Size	220 140	220 140	



VIEWING CLASSIC ADJUSTABLE


# HOTSTUFF!

## RHODE ISLAND



- Contemporary design.
- Pre-Finished in Satin White.
- Slatted grill removes for easy access to radiator valves.
- Available in 3 popular sizes.
- Easy click assembly with wall fixings.

All Sizes in mm		Small	Medium	Large	Choosing Your Radiator Cover
Width	External Cabinet Size	1020	1195	1710	<b>Step 1</b> Measure your radiator size (including valves)
	Maximum Radiator Size	940	1113	1640	
Height	External Cabinet Size	800	900	900	<b>Step 2</b> Choose your radiator cover design
	Maximum Radiator Size	775	870	870	
Depth	External Cabinet Size	180	200	200	<b>Step 3</b> Choose the appropriate radiator cover size
	Maximum Radiator Size	110	130	130	



VIEWING RHODE ISLAND

RADIATOR COVERS

# HOTSTUFF!

## CONTEMPORARY ADJUSTABLE



- Adjustable width for perfect fit.
- Complete with best selling Oregon screen.
- Pre-finished White & Oak Veneer.
- Available in medium and large.
- Easy click assembly with wall fixings.

All Sizes in mm			Medium	Large	Choosing Your Radiator Cover
Width	External Cabinet Size	Min Max	975 1425	1430 2000	<b>Step 1</b> Measure your radiator size (including valves)
	Maximum Radiator Size	Min Max	900 1350	1355 1925	<b>Step 2</b> Choose your radiator cover design
Height	External Cabinet Size	Maximum Radiator Size	918 870	918 870	<b>Step 3</b> Choose the appropriate radiator cover size
	External Cabinet Size	Maximum Radiator Size	220 140	220 140	



VIEWING CONTEMPORARY ADJUSTABLE

RADIATOR COVERS

# TO ENSURE THAT YOUR DOORS LOOK AND PERFORM TO THE HIGHEST STANDARDS,

## Please Follow These Care And Installation Guidelines:

### WHEN YOU RECEIVE YOUR DOORS

You should check each door thoroughly to ensure it is in perfect condition and have not been damaged during transit or storage and report any problems immediately. Always use 2 people when lifting doors and lift by the edges and not by the glazing bars or panels. Allow your doors at least 7 days to acclimatise to the room where they will be fitted. Store them at normal room temperature (about 20 degrees) lying FLAT on 3 battens to allow the air to circulate. Ensure the room is dry and well ventilated.

### TEMPERATURE & HUMIDITY

All timber naturally expands when it absorbs moisture, and contracts when it dries. It is vitally important that your doors are protected from extremes of heat and humidity. Never fit or store doors in a newly plastered room or building. Please allow at least three months to ensure the rooms have been heated and dried thoroughly. We recommend that rooms are maintained between 18 – 20 degrees Celsius and between 40% - 60% humidity. Extremes of heat, dryness or humidity can cause cracking or warping. If under-floor heating is installed, it is recommended that it is not kept at a high setting for prolonged periods and at least 3 coats of sealer are applied on the bottom edge of each door.

### UNFINISHED DOORS - SEAL BEFORE HANGING

You must not hang unfinished doors without fully sealing all surfaces, edges & cut-outs. It is very important that end grain on the top and bottom edges of the door is fully sealed as this is where moisture can most easily enter the door. Failure to properly seal the door can result in swelling, twisting, bowing, de-lamination or cracking. These problems may occur immediately or over a prolonged period depending on the conditions. We recommend that 2 coats of solvent based sealer are used. In areas such as bathrooms, kitchens and hot presses, where variations in humidity are likely, we recommend an extra coat of sealer. Water based finishes are NOT suitable for sealing wooden doors and base coat stains or primers are not considered to be an adequate sealant.

### PRIMED/PRE-FINISHED DOORS - RESEAL AFTER ALTERING

When primed or prefinished doors are already fully sealed, it is important to reseal all exposed surfaces after trimming or cutting out for locks and hinges. Handle pre-finished doors with extreme care to ensure the surface is not damaged in any way. Doors should not be laid on their side or edge without protecting the surface with cardboard.

### ALL PRE-GLAZED DOORS FITTED WITH SAFETY GLASS

For your safety, all our pre-glazed doors use toughened or laminated glass. Take care to avoid any impact to glass when hanging or fitting the hardware. For a superior finish, some of our Pre-Glazed doors may be glazed using the Cassette Glazing System and cannot be replaced. Glass should be checked thoroughly in daylight before hanging and any defects reported immediately.

### GLASS MAINTENANCE

Glass may be cleaned using a soft damp cloth. Do not use any abrasives or cleaning fluids. Care should be taken when cleaning leaded or screen printed glass as excessive cleaning can damage or remove the finish.

### INSTALLING YOUR DOOR

Before you start, inspect your doors thoroughly on all sides. Any roughness or slight gaps on unfinished or primed doors can simply be rectified by light sanding. Wood filler may be used if necessary to achieve a perfect finish. If you need to trim the door, reduce equally on both sides by no more than 5mm. The top and bottom of the door should not be reduced by more than 10mm to maintain the proportions and stability of the door. Do not fit locks where the stile meets the mid-rail, as this could weaken the door joints. Keep the lock cavity to a minimum. Locks etc. must be installed before hanging the door and always use 3 hinges. Care should be taken to ensure hinges are fitted in perfect alignment. When fitting double doors we recommend using a T-Rebate strip (see page 90).

### FINAL FINISHING (UNFINISHED DOORS ONLY)

When the sealed door is hung, it should be finished immediately with a good, oil based paint or varnish treatment. Always follow the manufacturers' instructions for the paint stain or varnish to be used. All surfaces of the door must be treated at the same time to prevent moisture imbalance, do not finish one side of the door only.

### CARE AND MAINTENANCE

Regular care and maintenance will enhance the appearance and pro-long the life of your doors. Annual inspection and touch ups will prevent any breakdown of the finish and also protects the timber from deterioration. Panels are floating and can expand or contract to allow for variations in temperature. This can occasionally expose paint lines along the edges. This is not a fault and can easily be sanded and refinished. Regularly clean glass with warm, soapy water. Avoid using abrasives or excessive scrubbing as this may cause scratches or remove designs.

### LIMITED 12 MONTH GUARANTEE ON INDOORS

All Indoors Products are guaranteed against any manufacturing faults or defects for a period of 12 months from date of purchase. For our guarantee to be valid, all of the above guide-lines must be followed. Timber is a naturally grown product which makes every door unique as such there can be a certain amount of colour variation in the timber or the veneer. Uniformity of grain or knots cannot be guaranteed. In the event that there is any defect in the product arising from manufacture or materials, we will immediately replace or refund the door, however no liability can be accepted for any other consequential costs such as painting, storage or installation.





VIEWING KIRKLAND CLEAR GLASS

CARE FOR YOUR DOORS

# INDEX



Page 6



Page 6



Page 8



Page 8



Page 16



Page 16



Page 18



Page 18



Page 20



Page 20



Page 22



Page 22



Page 22



Page 24



Page 24



Page 24



Page 24



Page 26



Page 32



Page 32



Page 32



Page 32



Page 34



Page 34



Page 34



Page 34



Page 36



Page 36



Page 36



Page 36



Page 40



Page 40



Page 42



Page 42



Page 46



Page 46



Page 48



Page 48



Page 50



Page 52



Page 54



Page 54



Page 54



Page 66



Page 58



Page 58



Page 58



Page 58



Page 60



Page 60



Page 60



Page 62



Page 62



Page 64



Page 64



Page 76



Page 76



Page 76



Page 76



Page 77



Page 77



Page 78



Page 78

**indoors**  
BY B&G



INDOORS IS A TRADEMARK OF B&G LIMITED.  
FIND US AT [WWW.BGHOME.IE](http://WWW.BGHOME.IE) OR CONTACT US ON (01) 4569300  
**Follow us on Social**

**B&G**  
[www.bghome.ie](http://www.bghome.ie)

[www.indoors.ie](http://www.indoors.ie)